



# Residential Pricing Guide







## Panels

5V Crimp	3
Slimline®	5

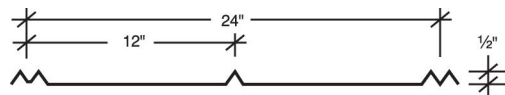
## Accessories

Flat Sheets	7
V-Groove Soffit	8
Ridge Caps	8
Roof Jacks	9
Touch-up Paint	10
Insulation	10
Slimline® Rib Cover	10
Closure Strips	11
Tube Sealant	11

## Trim

All Trim	12
----------	----

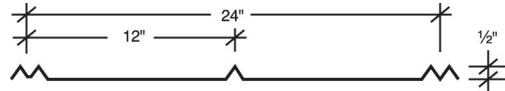
### 5V Crimp



NUMBER OF SQUARE FEET PER PANEL

	0"	1"	2"	3"	4"	5"	6"	7"	8"	9"	10"	11"
1 FT.	2.17	2.35	2.53	2.71	2.90	3.08	3.26	3.44	3.62	3.80	3.98	4.16
2 FT.	4.34	4.52	4.70	4.88	5.06	5.25	5.43	5.61	5.79	5.97	6.15	6.33
3 FT.	6.51	6.69	6.87	7.05	7.24	7.42	7.60	7.78	7.96	8.14	8.32	8.50
4 FT.	8.68	8.86	9.04	9.22	9.40	9.59	9.77	9.95	10.13	10.31	10.49	10.67
5 FT.	10.85	11.03	11.21	11.39	11.58	11.76	11.94	12.12	12.30	12.48	12.66	12.84
6 FT.	13.02	13.20	13.38	13.56	13.75	13.93	14.11	14.29	14.47	14.65	14.83	15.01
7 FT.	15.19	15.37	15.55	15.73	15.92	16.10	16.28	16.46	16.64	16.82	17.00	17.18
8 FT.	17.36	17.54	17.72	17.90	18.09	18.27	18.45	18.63	18.81	18.99	19.17	19.35
9 FT.	19.53	19.71	19.89	20.07	20.26	20.44	20.62	20.80	20.98	21.16	21.34	21.52
10 FT.	21.70	21.88	22.06	22.24	22.43	22.61	22.79	22.97	23.15	23.33	23.51	23.69
11 FT.	23.87	24.05	24.23	24.41	24.60	24.78	24.96	25.14	25.32	25.50	25.68	25.86
12 FT.	26.04	26.22	26.40	26.58	26.77	26.95	27.13	27.31	27.49	27.67	27.85	28.03
13 FT.	28.21	28.39	28.57	28.75	28.94	29.12	29.30	29.48	29.66	29.84	30.02	30.20
14 FT.	30.38	30.56	30.74	30.92	31.11	31.29	31.47	31.65	31.83	32.01	32.19	32.37
15 FT.	32.55	32.73	32.91	33.09	33.28	33.46	33.64	33.82	34.00	34.18	34.36	34.54
16 FT.	34.72	34.90	35.08	35.26	35.45	35.63	35.81	35.99	36.17	36.35	36.53	36.71
17 FT.	36.89	37.07	37.25	37.43	37.62	37.80	37.98	38.16	38.34	38.52	38.70	38.88
18 FT.	39.06	39.24	39.42	39.60	39.79	39.97	40.15	40.33	40.51	40.69	40.87	41.05
19 FT.	41.23	41.41	41.59	41.77	41.96	42.14	42.32	42.50	42.68	42.86	43.04	43.22
20 FT.	43.40	43.58	43.76	43.94	44.13	44.31	44.49	44.67	44.85	45.03	45.21	45.39
21 FT.	45.57	45.75	45.93	46.11	46.30	46.48	46.66	46.84	47.02	47.20	47.38	47.56
22 FT.	47.74	47.92	48.10	48.28	48.47	48.65	48.83	49.01	49.19	49.37	49.55	49.73
23 FT.	49.91	50.09	50.27	50.45	50.64	50.82	51.00	51.18	51.36	51.54	51.72	51.90
24 FT.	52.08	52.26	52.44	52.62	52.81	52.99	53.17	53.35	53.53	53.71	53.89	54.07
25 FT.	54.25	54.43	54.61	54.79	54.98	55.16	55.34	55.52	55.70	55.88	56.06	56.24
26 FT.	56.42	56.60	56.78	56.96	57.15	57.33	57.51	57.69	57.87	58.05	58.23	58.41
27 FT.	58.59	58.77	58.95	59.13	59.32	59.50	59.68	59.86	60.04	60.22	60.40	60.58
28 FT.	60.76	60.94	61.12	61.30	61.49	61.67	61.85	62.03	62.21	62.39	62.57	62.75
29 FT.	62.93	63.11	63.29	63.47	63.66	63.84	64.02	64.20	64.38	64.56	64.74	64.92
30 FT.	65.10	65.28	65.46	65.64	65.82	66.01	66.19	66.37	66.55	66.73	66.91	67.09
31 FT.	67.27	67.45	67.63	67.81	67.99	68.18	68.36	68.54	68.72	68.90	69.08	69.26
32 FT.	69.44	69.62	69.80	69.98	70.16	70.35	70.53	70.71	70.89	71.07	71.25	71.43
33 FT.	71.61	71.79	71.97	72.15	72.33	72.52	72.70	72.88	73.06	73.24	73.42	73.60
34 FT.	73.78	73.96	74.14	74.32	74.51	74.69	74.87	75.05	75.23	75.41	75.59	75.77
35 FT.	75.95	76.13	76.31	76.49	76.68	76.86	77.04	77.22	77.40	77.58	77.76	77.94
36 FT.	78.12	78.30	78.48	78.66	78.85	79.03	79.21	79.39	79.57	79.75	79.93	80.11
37 FT.	80.29	80.47	80.65	80.83	81.01	81.20	81.38	81.56	81.74	81.92	82.10	82.28
38 FT.	82.46	82.64	82.82	83.00	83.18	83.37	83.55	83.73	83.91	84.09	84.27	84.45
39 FT.	84.63	84.81	84.99	85.17	85.35	85.54	85.72	85.90	86.08	86.26	86.44	86.62
40 FT.	86.80	86.98	87.16	87.34	87.53	87.71	87.89	88.07	88.25	88.43	88.61	88.79

## 5V Crimp



DESCRIPTION					PRICED PER SQUARE
GAUGE	PANEL COVERAGE	YIELD (PSI)	WEIGHT PER SQ.	FINISH	PRICE
29	24"	80,000	71#	Galvalume Plus®α	✓
26	24"	80,000	82#	Galvalume Plus®α	✓
26	24"	80,000	82#	Signature® 200 *	Please Inquire

**\*See MBCI Color Chart documents for available colors.**

α The Galvalume Plus coating is subject to variances in spangle from coil to coil which may result in noticeable shade variation in installed panels. The Galvalume Plus coating is also subject to differential weathering after panel installation. Panels may appear to be different shades due to this weathering characteristic. If a consistent appearance is required, recommends that pre-painted panels be used in lieu of Galvalume Plus. Shade variation in panels manufactured from Galvalume Plus coated material do not diminish the structural integrity of the product. These shade variations should be anticipated and are not a cause for rejection.

**Consult the 5V CRIMP DESIGN & INSTALLATION MANUAL for proper product application, design details and other product information.**

**Panel Pricing:**

- All 5V Crimp panel pricing is based on a 26" sheet width (see chart on opposite page).
- Minimum quantities may be required for certain panel gauges and/or colors. Please Inquire.
- Panels 4'-0" in length or shorter will incur an additional charge, please inquire.

**Packaging Cost:**

- Maximum 3000 pounds or 75 panels per bundle.
- Block and band only .....\$10.00
- Block and band, waterproof paper wrap .....\$1.40/linear foot
- Block and band, waster sheet top only .....\$1.60/linear foot
- Block and band, waster sheet top and bottom .....\$2.80/linear foot
- LTL Package - block and band, waster sheet top and bottom, angle board sides and ends .....\$3.50/linear foot
- Export Package - block and band, waster sheet top and bottom, steel and wood boxed .....Special order only

**Delivery:**

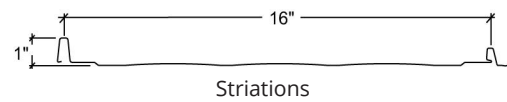
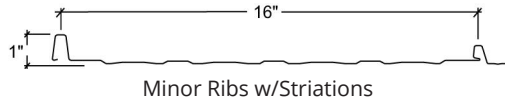
- Stocked colors (see MBCI Color Chart) ...Contact your local Customer Service Representative for lead times.

**Notes:**

- For panel lengths over 25'-0" .....Please inquire
- Heavier gauges may minimize oil canning.**

**IMPORTANT NOTICE TO INSTALLER/CUSTOMER:** Material should be inspected carefully prior to installation for defects including excessive oil canning. **Installation of material constitutes acceptance.**

## Slimline®

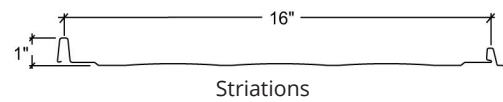
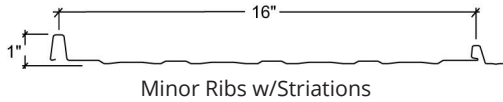


NUMBER OF SQUARE FEET PER PANEL

	0"	1"	2"	3"	4"	5"	6"	7"	8"	9"	10"	11"
1 FT.	1.33	1.44	1.56	1.67	1.78	1.89	2.00	2.11	2.23	2.34	2.45	2.56
2 FT.	2.67	2.78	2.89	3.00	3.11	3.22	3.34	3.45	3.56	3.67	3.78	3.89
3 FT.	4.00	4.11	4.22	4.33	4.45	4.56	4.67	4.78	4.89	5.00	5.11	5.23
4 FT.	5.33	5.44	5.56	5.67	5.78	5.89	6.00	6.11	6.23	6.34	6.45	6.56
5 FT.	6.67	6.78	6.89	7.00	7.11	7.22	7.34	7.45	7.56	7.67	7.78	7.89
6 FT.	8.00	8.11	8.22	8.33	8.45	8.56	8.67	8.78	8.89	9.00	9.11	9.23
7 FT.	9.33	9.44	9.56	9.67	9.78	9.89	10.00	10.11	10.23	10.34	10.45	10.56
8 FT.	10.67	10.78	10.89	11.00	11.11	11.22	11.34	11.45	11.56	11.67	11.78	11.89
9 FT.	12.00	12.11	12.22	12.33	12.45	12.56	12.67	12.78	12.89	13.00	13.11	13.23
10 FT.	13.33	13.44	13.56	13.67	13.78	13.89	14.00	14.11	14.22	14.34	14.45	14.56
11 FT.	14.67	14.78	14.89	15.00	15.11	15.22	15.34	15.45	15.56	15.67	15.78	15.89
12 FT.	16.00	16.11	16.22	16.33	16.45	16.56	16.67	16.78	16.89	17.00	17.11	17.23
13 FT.	17.33	17.44	17.56	17.67	17.78	17.89	18.00	18.11	18.22	18.34	18.45	18.56
14 FT.	18.67	18.78	18.89	19.00	19.11	19.22	19.34	19.45	19.56	19.67	19.78	19.89
15 FT.	20.00	20.11	20.22	20.33	20.45	20.56	20.67	20.78	20.89	21.00	21.11	21.23
16 FT.	21.33	21.44	21.56	21.67	21.78	21.89	22.00	22.11	22.22	22.34	22.45	22.56
17 FT.	22.67	22.78	22.89	23.00	23.11	23.22	23.34	23.45	23.56	23.67	23.78	23.89
18 FT.	24.00	24.11	24.22	24.33	24.45	24.56	24.67	24.78	24.89	25.00	25.11	25.23
19 FT.	25.33	25.44	25.56	25.67	25.78	25.89	26.00	26.11	26.22	26.34	26.45	26.56
20 FT.	26.67	26.78	26.89	27.00	27.11	27.22	27.33	27.45	27.56	27.67	27.78	27.89
21 FT.	28.00	28.11	28.22	28.33	28.45	28.56	28.67	28.78	28.89	29.00	29.11	29.23
22 FT.	29.33	29.44	29.56	29.67	29.78	29.89	30.00	30.11	30.22	30.34	30.45	30.56
23 FT.	30.67	30.78	30.89	31.00	31.11	31.22	31.33	31.45	31.56	31.67	31.78	31.89
24 FT.	32.00	32.11	32.22	32.33	32.45	32.56	32.67	32.78	32.89	33.00	33.11	33.23
25 FT.	33.33	33.44	33.56	33.67	33.78	33.89	34.00	34.11	34.22	34.34	34.45	34.56
26 FT.	34.67	34.78	34.89	35.00	35.11	35.22	35.33	35.45	35.56	35.67	35.78	35.89
27 FT.	36.00	36.11	36.22	36.33	36.45	36.56	36.67	36.78	36.89	37.00	37.11	37.23
28 FT.	37.33	37.44	37.56	37.67	37.78	37.89	38.00	38.11	38.22	38.34	38.45	38.56
29 FT.	38.67	38.78	38.89	39.00	39.11	39.22	39.33	39.45	39.56	39.67	39.78	39.89
30 FT.	40.00	40.11	40.22	40.33	40.44	40.56	40.67	40.78	40.89	41.00	41.11	41.23
31 FT.	41.33	41.44	41.56	41.67	41.78	41.89	42.00	42.11	42.22	42.34	42.45	42.56
32 FT.	42.67	42.78	42.89	43.00	43.11	43.22	43.33	43.45	43.56	43.67	43.78	43.89
33 FT.	44.00	44.11	44.22	44.33	44.44	44.56	44.67	44.78	44.89	45.00	45.11	45.23
34 FT.	45.33	45.44	45.56	45.67	45.78	45.89	46.00	46.11	46.22	46.34	46.45	46.56
35 FT.	46.67	46.78	46.89	47.00	47.11	47.22	47.33	47.45	47.56	47.67	47.78	47.89
36 FT.	48.00	48.11	48.22	48.33	48.44	48.56	48.67	48.78	48.89	49.00	49.11	49.23
37 FT.	49.33	49.44	49.56	49.67	49.78	49.89	50.00	50.11	50.22	50.34	50.45	50.56
38 FT.	50.67	50.78	50.89	51.00	51.11	51.22	51.33	51.45	51.56	51.67	51.78	51.89
39 FT.	52.00	52.11	52.22	52.33	52.44	52.56	52.67	52.78	52.89	53.00	53.11	53.23
40 FT.	53.33	53.44	53.55	53.67	53.78	53.89	54.00	54.11	54.22	54.34	54.45	54.56



## Slimline®



DESCRIPTION					PRICED PER SQUARE
GAUGE	PANEL COVERAGE	YIELD (PSI)	WEIGHT PER SQ.	FINISH	PRICE
29	16"	50,000	76#	Galvalume Plus® ⌘	✓
29	16"	50,000	76#	Signature® 200 *	✓
26	16"	50,000	99#	Galvalume Plus® ⌘	✓
26	16"	50,000	99#	Signature® 200 *	✓

**\*See MBCI Color Chart documents for available colors.**

⌘ The Galvalume Plus coating is subject to variances in spangle from coil to coil which may result in noticeable shade variation in installed panels. The Galvalume Plus coating is also subject to differential weathering after panel installation. Panels may appear to be different shades due to this weathering characteristic. If a consistent appearance is required, recommends that pre-painted panels be used in lieu of Galvalume Plus. Shade variation in panels manufactured from Galvalume Plus coated material do not diminish the structural integrity of the product. These shade variations should be anticipated and are not a cause for rejection.

### Panel Pricing:

1. All pricing is based on net coverage (see chart on opposite page).
2. Minimum quantities may be required for certain panel gauges and/or colors. Please Inquire.
3. Panels 4'-0" in length or shorter will incur an additional charge, please inquire.
4. Panels must be specified as: "striated" or "striated with minor ribs".

### Packaging Costs:

1. Standard packaging:
  - Strippable film on painted panel ribs, cardboard box, wood saddles and trusses as required: Add \$0.10 per square foot- \$60.00 minimum.
  - Galvalume Plus® panels will have micro foam interleaf: Add \$0.10 per square feet- \$60.00 minimum.
1. LTL shipments require plywood crating.
2. Plywood crating: Add \$17.05/lf of bundle - \$200.00 minimum.
3. Special packaging: Please inquire.

### Delivery:

1. 29 gauge Stocked colors (see MBCI Color Chart) .....Contact your local Customer Service Representative for lead times.
2. 26 gauge Stocked colors (see MBCI Color Chart) .....Contact your local Customer Service Representative for lead times.
3. Other gauges, colors and metals .....Contact your local Customer Service Representative for lead times.

### Notes:

1. If non-striated or without minor ribs are required, customer must specify in writing on order.
2. Slimline® panels cannot be endlapped.
3. For panel lengths over 40'-0" ..... Please inquire
4. **Heavier gauges, striations or minor ribs may minimize oil canning.**

**IMPORTANT NOTICE TO INSTALLER/CUSTOMER:** Material should be inspected carefully prior to installation for defects including excessive oil canning. **Installation of material constitutes acceptance.**



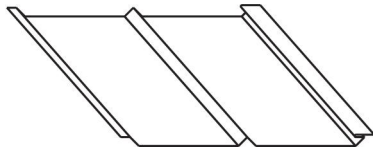
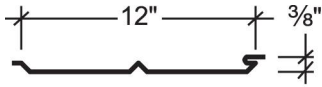
### Flat Sheets

DESCRIPTION			
Width	40 - 7/8"	42 - 3/4"	48 - 3/8"
Gauge	29 GA	26 GA	24 GA
Weight per LF	2.00#	3.32#	3.75#
<b>Signature 200 (Polyester)</b>			
<b>Signature 200</b>			
True Black	•	•	
Cobalt Blue	•	•	
Hawaiian Blue	•	•	
Burnished Slate	•	•	
Desert Sand	•	•	
Coffee Brown	•	•	
Light Stone	•	•	
Saddle Tan	•	•	
Ash Gray	•	•	
Charcoal Gray	•	•	
Deep Gray	•	•	
Evergreen	•	•	
Ivy Green	•	•	
Wine Red	•	•	
Scarlet Red	•	•	
Rustic Red	•	•	
High Gloss White	•	•	
Bright White	•	•	
White	•	•	
<b>Signature 300</b>			
Midnight Black			•
Harbor Blue			•
Pacific Blue			•
Almond			•
Brownstone			•
Medium Bronze			•
Midnight Bronze			•
Storm Gray			•
Slate Gray			•
Tundra			•
Classic Green			•
<b>Signature 300 Metallic</b>			
Copper Metallic			•
<b>Unpainted</b>			
Galvanized	•		
Galvalume® Plus		22, 24, 26 GA	22, 24, 26 GA

Add \$42.00 for flat sheet wood skid (maximum 3000# per skid). Add \$60.00 for LTL crating (maximum 3000# per skid). Panels ship with strippable film. Advise your Customer Service Representative if strippable film is not needed. Flat sheet lengths over 10'-6" are available upon request and require special skid pricing, please inquire. Flat sheet lengths: minimum 5'-0", maximum 14'-0". All material is Grade D (50 ksi minimum).



## V-Groove Soffit

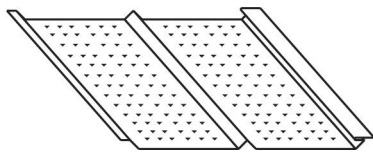
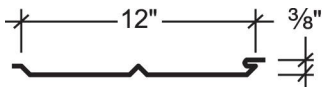


**Note:**

- Requires 15 day lead time - Not available in 26 gauge.
- Field cut to required length - 3'-0" maximum.
- † See MBCI Color Chart for available colors.

DESCRIPTION					PRICED PER EACH	
PART #	MATERIAL	LENGTH	GIRTH	WEIGHT EACH	GALVALUME PLUS®	SIGNATURE® 200
LG-140	29 Gauge Steel	12'-6"	13 <sup>3</sup> / <sub>4</sub> "	8.83#	N/A	✓ †

## Vented V-Groove Soffit

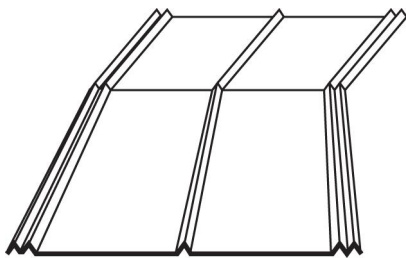


**Note:**

- Requires 15 day lead time - Not available in 26 gauge.
- Field cut to required length - 3'-0" maximum.
- † See MBCI Color Chart for available colors.

DESCRIPTION					PRICED PER EACH	
PART #	MATERIAL	LENGTH	GIRTH	WEIGHT EACH	GALVALUME PLUS®	SIGNATURE® 200
LG-142	29 Gauge Steel	12'-6"	13 <sup>3</sup> / <sub>4</sub> "	8.83#	N/A	✓ †

## Ridge Cap - 5V Crimp




**Note:**

- Specify roof slope.
- † See MBCI Color Chart for available colors.

DESCRIPTION					PRICED PER EACH	
PART #	ROOF SLOPE	LENGTH	GAUGE	WEIGHT EACH	GALVALUME PLUS®	SIGNATURE® 200
HW-1110	3:12 - 9:12	1'-2"	29	1.80#	✓	N/A
HW-1110	3:12 - 9:12	1'-2"	26	2.15#	✓	✓ †

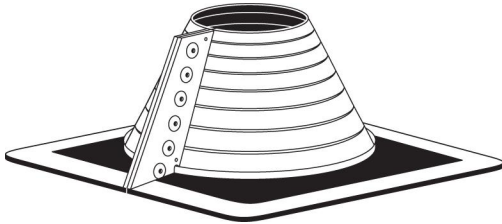


## Rubber Roof Jack



DESCRIPTION					PRICED PER EACH
PART #	TEMPERATURE RANGE	PIPE SIZE	BASE DIM.	WEIGHT EACH	PRICE
HW-1000	-65°F to +212°F	¼" - 1½"	4½"	.17#	✓
HW-1001	-65°F to +212°F	1½" - 4"	8"	.50#	✓
HW-1002	-65°F to +212°F	4¼" - 6"	11"	.95#	✓
HW-1003	-65°F to +212°F	6" - 11"	14"	1.55#	✓
HW-1004	-65°F to +212°F	7" - 13"	17"	2.56#	✓
<b>HIGH TEMPERATURE</b>					
HW-1046	-100°F to +437°F	¼" - 4"	8"	.50#	✓
HW-1047	-100°F to +437°F	4¼" - 7"	11"	.95#	✓
HW-1048	-100°F to +437°F	7" - 13"	17"	2.56#	✓
HW-1049	-100°F to +437°F	10" - 18"	25"	3.86#	✓

## Retrofit Rubber Roof Jack



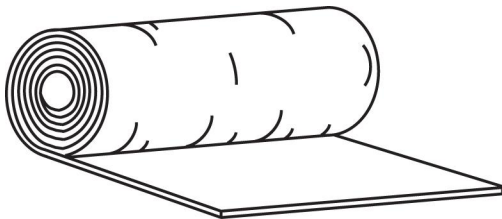
DESCRIPTION					PRICED PER EACH
PART #	TEMPERATURE RANGE	PIPE SIZE	BASE DIM.	WEIGHT EACH	PRICE
HW-1005	-65°F to +212°F	¼" - 4"	8 <sup>3</sup> / <sub>16</sub> "	.74#	✓
HW-1006	-65°F to +212°F	4" - 9¼"	14¼"	2.20#	✓
HW-1007	-65°F to +212°F	9¼" - 16¼"	21½"	3.78#	✓
<b>HIGH TEMPERATURE</b>					
HW-1060	-100°F to +437°F	½" - 4"	8 <sup>3</sup> / <sub>16</sub> "	.74#	✓
HW-1061	-100°F to +437°F	4" - 9¼"	14¼"	2.20#	✓
HW-1062	-100°F to +437°F	9¼" - 16¼"	21½"	3.78#	✓

## Touch-Up Paint



DESCRIPTION					PRICED PER EACH
PART #	FINISH	SIZE	COLOR	WEIGHT EACH	PRICE
HW-304	Signature® 200	2 ounce	See Color Chart	.50#	✓

## Reflective Insulation



**Note:**

- R-8 RFSK with VersiTab ¼" fiberglass with a silver (aluminum) scrim reinforced vapor retarder on one side and a foil film on the other side
- VersiTab has a 2" tab on one side and a 4" tab on the other side of the roll to allow the insulation side laps to be folded and stapled or overlapped

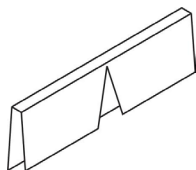
DESCRIPTION					PRICED PER ROLL
PART #	TYPE	WIDTH	LENGTH	ROLL WEIGHT	PRICE
HW-3925	SolarGuard	4'-0"	125'-0"	31.00#	✓
HW-3926	SolarGuard	6'-0"	125'-0"	46.50#	✓

## Scrimless Aluminum Tape



DESCRIPTION				PRICED PER EACH
PART #	WIDTH	LENGTH	ROLL WEIGHT	PRICE
HW-514	3"	150'-0"	1.50#	✓

## Slimline® Rib Cover

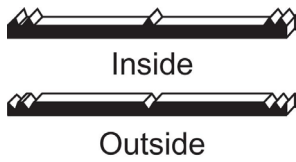


**Note:**

- Use with Slimline® panels at roof to fascia transitions.
- † All standard colors - See MBCI Color Chart.


DESCRIPTION				PRICED PER EACH	
PART #	LENGTH	GAUGE	WEIGHT EACH	GALVALUME PLUS®	SIGNATURE® 200
CF-119	4½"	29	.12#	✓	✓ †
CF-119	4½"	26	.14#	✓	✓ †

### Closure Strip - 5V Crimp



DESCRIPTION					PRICED PER EACH
PART #	TYPE	ADHESIVE	SIZE	WEIGHT EACH	PRICE
HW-450	Inside	No	1" x 24"	.04#	✓
HW-452	Outside	Yes	1" x 24"	.05#	✓

### Tube Sealant



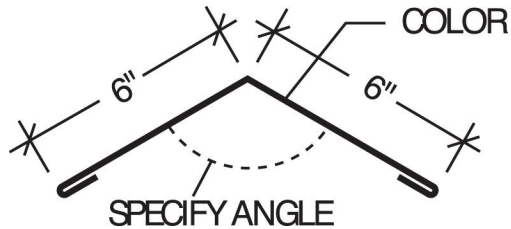
**Note:**  
• 25' per tube at ¼" bead.

DESCRIPTION					PRICED PER TUBE
PART #	TYPE	COLOR	TUBE SIZE	TUBE WEIGHT	PRICE
HW-548	Acrylic	White	11 ounce	.75#	✓
HW-550	Acrylic	Gray	11 ounce	.75#	✓
HW-540	Urethane	White	11 ounce	.85#	✓
HW-541	Urethane	Gray	11 ounce	.85#	✓
HW-542	Urethane	Bronze	11 ounce	.85#	✓
HW-544	Urethane	Almond	11 ounce	.85#	✓
HW-549	Non-Skinning Butyl	White	10 ounce	1.00#	✓





## Ridge/Hip Flash

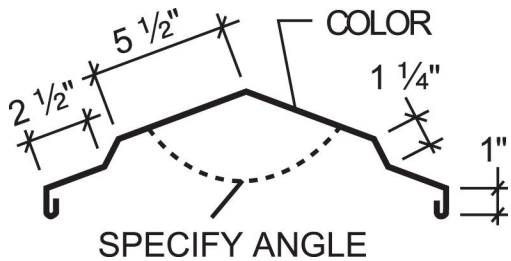


Note:

- Specify roof slope or angle indicated on drawing.
- Specify use for Ridge or Hip.

DESCRIPTION					PRICED PER EACH	
PART #	LENGTH	GIRTH	GAUGE	WEIGHT EACH	GALVALUME PLUS®	SIGNATURE® 200
AG-202	10'-6"	13"	29	6.44#	✓	✓
AG-202	10'-2"	13"	26	8.37#	✓	✓
AG-203	20'-2"	13"	29	12.88#	✓	✓
AG-203	20'-2"	13"	26	16.74#	✓	✓

## Vented Ridge Flash

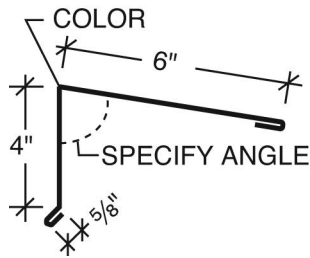


Note:

- Specify roof slope or angle indicated on drawing.

DESCRIPTION					PRICED PER EACH	
PART #	LENGTH	GIRTH	GAUGE	WEIGHT EACH	GALVALUME PLUS®	SIGNATURE® 200
AG-207	10'-6"	21½"	29	10.62#	✓	✓
AG-207	10'-2"	21½"	26	13.84#	✓	✓
AG-208	20'-2"	21½"	29	21.24#	✓	✓
AG-208	20'-2"	21½"	26	27.68#	✓	✓

## Peak Cap

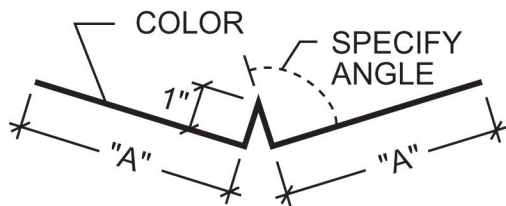


Note:

- Specify roof slope or angle indicated on drawing.

DESCRIPTION					PRICED PER EACH	
PART #	LENGTH	GIRTH	GAUGE	WEIGHT EACH	GALVALUME PLUS®	SIGNATURE® 200
AG-233	10'-6"	11½"	29	5.76#	✓	✓
AG-233	10'-2"	11½"	26	7.48#	✓	✓
AG-234	20'-2"	11½"	29	11.52#	✓	✓
AG-234	20'-2"	11½"	26	14.96#	✓	✓

## Standard Valley

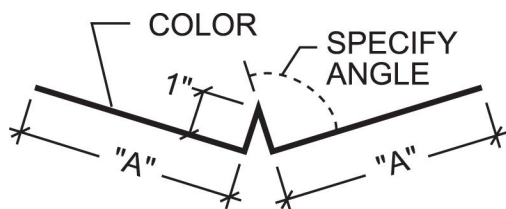


Note:

- Specify roof slope or angle indicated on drawing.

DESCRIPTION					PRICED PER EACH		
PART #	DIM "A"	LENGTH	GIRTH	GAUGE	WEIGHT EACH	GALVALUME PLUS®	SIGNATURE® 200
AG-237	9¼"	10'-6"	20½"	29	10.88#	✓	✓
AG-237	9 <sup>11</sup> / <sub>16</sub> "	10'-2"	21¾"	26	14.16#	✓	✓
AG-238	9¼"	20'-2"	20½"	29	21.76#	✓	✓
AG-238	9 <sup>11</sup> / <sub>16</sub> "	20'-2"	21¾"	26	28.32#	✓	✓

## Extended Valley

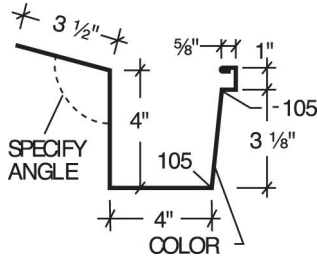


Note:

- Specify roof slope or angle indicated on drawing.

DESCRIPTION					PRICED PER EACH		
PART #	DIM "A"	LENGTH	GIRTH	GAUGE	WEIGHT EACH	GALVALUME PLUS®	SIGNATURE® 200
AG-239	19 <sup>7</sup> / <sub>16</sub> "	10'-6"	40 <sup>7</sup> / <sub>8</sub> "	29	21.73#	✓	✓
AG-239	20 <sup>3</sup> / <sub>8</sub> "	10'-2"	42 <sup>3</sup> / <sub>4</sub> "	26	28.29#	✓	✓
AG-240	19 <sup>7</sup> / <sub>16</sub> "	14'-0"	40 <sup>7</sup> / <sub>8</sub> "	29	28.71#	✓	✓
AG-240	20 <sup>3</sup> / <sub>8</sub> "	14'-0"	42 <sup>3</sup> / <sub>4</sub> "	26	38.82#	✓	✓

## Box Gutter

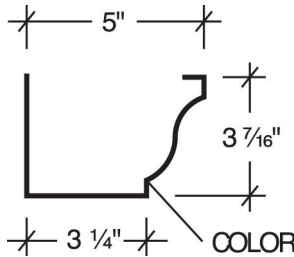


**Note:**

- Specify roof slope or angle indicated on drawing.
- Snow gutter available - Please inquire.

DESCRIPTION					PRICED PER EACH	
PART #	LENGTH	GIRTH	GAUGE	WEIGHT EACH	GALVALUME PLUS®	SIGNATURE® 200
AG-242	10'-6"	17 <sup>3</sup> / <sub>8</sub> "	29	8.22#	✓	✓
AG-242	10'-2"	17 <sup>3</sup> / <sub>8</sub> "	26	10.71#	✓	✓
AG-243	20'-2"	17 <sup>3</sup> / <sub>8</sub> "	29	16.44#	✓	✓
AG-243	20'-2"	17 <sup>3</sup> / <sub>8</sub> "	26	21.42#	✓	✓

## 5K Gutter

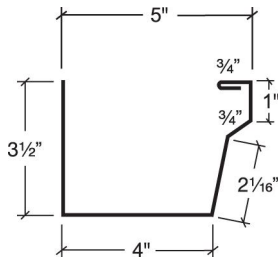


**Note:**

- Requires 15 day lead time.

DESCRIPTION					PRICED PER EACH	
PART #	LENGTH	GIRTH	GAUGE	WEIGHT EACH	GALVALUME PLUS®	SIGNATURE® 200
LG-161	16'-0"	12 <sup>3</sup> / <sub>8</sub> "	29	9.86#	N/A	✓

## Residential Gutter



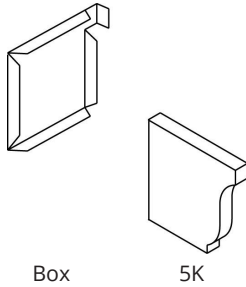
**Note:**

- Specify roof slope or angle indicated on drawing.

DESCRIPTION					PRICED PER EACH	
PART #	LENGTH	GIRTH	GAUGE	WEIGHT EACH	GALVALUME PLUS®	SIGNATURE® 200
FL-1000	10'-2"	12 <sup>9</sup> / <sub>16</sub> "	29	6.41#	✓	✓



## Gutter Ends

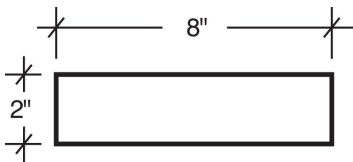


**Note:**

- Specify left or right.
- LG-167A and LG-167B require 15 day lead time.

DESCRIPTION					PRICED PER EACH	
PART #	TYPE	GAUGE	WEIGHT EACH	GALVALUME PLUS®	SIGNATURE® 200	
AG-245	Box	29	.15#	✓	✓	
AG-245	Box	26	.19#	✓	✓	
FL-1001	Box	29	.08#	✓	✓	
FL-1001	Box	26	.10#	✓	✓	
LG-167A	5K (Left)	29	.10#	N/A	✓	
LG-167B	5K (Right)	29	.10#	N/A	✓	

## Gutter Strap

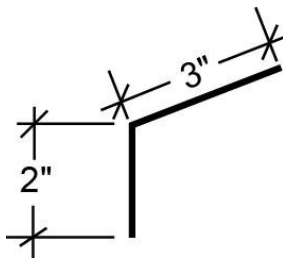


**Note:**

- Use with AG-242 or AG-243 Box Gutter only.

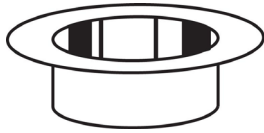
DESCRIPTION					PRICED PER EACH	
PART #	LENGTH	GIRTH	GAUGE	WEIGHT EACH	GALVALUME PLUS®	SIGNATURE® 200
AG-244	8"	2"	29	.08#	✓	✓
AG-244	8"	2"	26	.09#	✓	✓

## Gutter Apron



DESCRIPTION					PRICED PER EACH	
PART #	LENGTH	GIRTH	GAUGE	WEIGHT EACH	GALVALUME PLUS®	SIGNATURE® 200
LG-149	10'-6"	5"	29	2.73#	✓	✓
LG-149	10'-6"	5"	26	3.40#	✓	✓

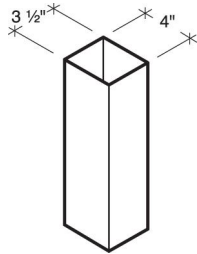
### 3" Oval Outlet



Note:  
• Requires 15 day lead time.

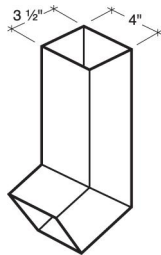
DESCRIPTION		PRICED PER EACH
PART #	WEIGHT EACH	GALVANIZED
HW-1328	.24#	✓

### Box Downspout - Straight



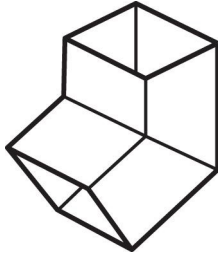
DESCRIPTION					PRICED PER EACH	
PART #	LENGTH	GIRTH	GAUGE	WEIGHT EACH	GALVALUME PLUS®	SIGNATURE® 200
LG-155	10'-6"	16¾"	29	9.15#	✓	✓
FL-31	10'-2"	16⅞"	26	11.12#	✓	✓
LG-155A	14'-0"	16¾"	29	12.19#	✓	✓
FL-31B	14'-0"	16⅞"	26	15.32#	✓	✓

### Box Downspout With 45° Elbow



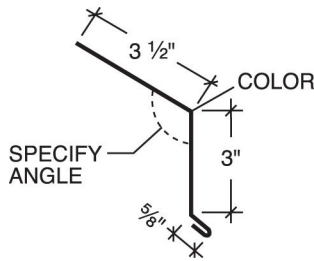
DESCRIPTION					PRICED PER EACH	
PART #	LENGTH	GIRTH	GAUGE	WEIGHT EACH	GALVALUME PLUS®	SIGNATURE® 200
LG-157	10'-6"	16¾"	29	9.15#	✓	✓
FL-31A	10'-2"	16⅞"	26	11.12#	✓	✓
LG-157A	14'-0"	16¾"	29	12.19#	✓	✓
FL-31E	14'-0"	16⅞"	26	15.32#	✓	✓

## Box Downspout Elbow



DESCRIPTION						PRICED PER EACH	
PART #	ELBOW ANGLE	LENGTH	GIRTH	GIRTH	GAUGE	GALVALUME PLUS®	SIGNATURE® 200
LG-160	45°	7"	16 <sup>7</sup> / <sub>8</sub> "	29	1.02#	✓	✓
FL-32	45°	7"	16 <sup>7</sup> / <sub>8</sub> "	26	1.32#	✓	✓
LG-160A	90°	7"	16 <sup>7</sup> / <sub>8</sub> "	29	.99#	✓	✓
FL-33	90°	7"	16 <sup>7</sup> / <sub>8</sub> "	26	1.28#	✓	✓

## Eave Trim

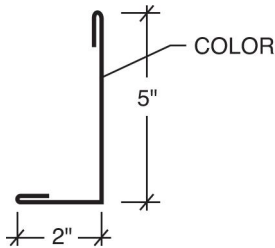


**Note:**

- Specify roof slope or angle indicated on drawing.

DESCRIPTION					PRICED PER EACH	
PART #	LENGTH	GIRTH	GAUGE	WEIGHT EACH	GALVALUME PLUS®	SIGNATURE® 200
AG-246	10'-6"	7 <sup>5</sup> / <sub>8</sub> "	29	3.48#	✓	✓
AG-246	10'-2"	7 <sup>5</sup> / <sub>8</sub> "	26	4.51#	✓	✓
AG-247	20'-2"	7 <sup>5</sup> / <sub>8</sub> "	29	6.96#	✓	✓
AG-247	20'-2"	7 <sup>5</sup> / <sub>8</sub> "	26	9.02#	✓	✓

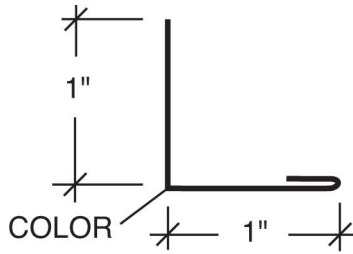
## Fascia Angle



DESCRIPTION					PRICED PER EACH	
PART #	LENGTH	GIRTH	GAUGE	WEIGHT EACH	GALVALUME PLUS®	SIGNATURE® 200
AG-252	10'-6"	8"	29	3.98#	✓	✓
AG-252	10'-2"	8"	26	5.16#	✓	✓
AG-253	20'-2"	8"	29	7.96#	✓	✓
AG-253	20'-2"	8"	26	10.32#	✓	✓

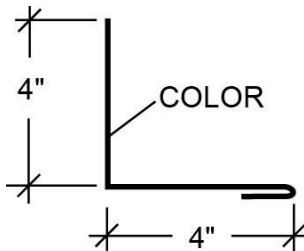


## Soffit Angle



DESCRIPTION					PRICED PER EACH	
PART #	LENGTH	GIRTH	GAUGE	WEIGHT EACH	GALVALUME PLUS®	SIGNATURE® 200
AG-258	10'-6"	2½"	29	1.24#	✓	✓
AG-258	10'-2"	2½"	26	1.62#	✓	✓

## Sidewall Flashing

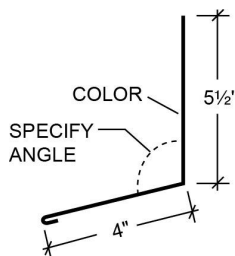


**Note:**

- Press-broken parts will have a 1/2" hem.

DESCRIPTION					PRICED PER EACH	
PART #	LENGTH	GIRTH	GAUGE	WEIGHT EACH	GALVALUME PLUS®	SIGNATURE® 200
LG-109	10'-6"	8¼"	29	4.50#	✓	✓
LG-109	10'-6"	8¼"	26	5.62#	✓	✓

## Endwall Flashing

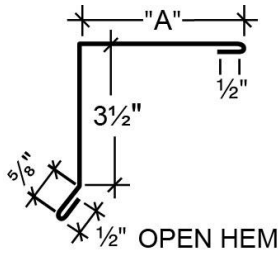


**Note:**

- Specify roof slope or angle indicated on drawing.
- Press-broken parts will have a 1/2" hem.

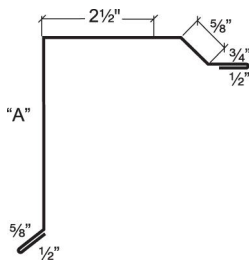
DESCRIPTION					PRICED PER EACH	
PART #	LENGTH	GIRTH	GAUGE	WEIGHT EACH	GALVALUME PLUS®	SIGNATURE® 200
LG-107	10'-6"	9¾"	29	5.32#	✓	✓

## Concealed Rake



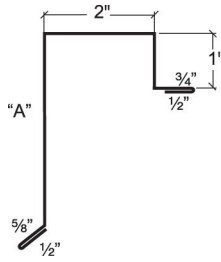
DESCRIPTION						PRICED PER EACH	
PART #	DIM "A"	LENGTH	GIRTH	GAUGE	WEIGHT EACH	GALVALUME PLUS®	SIGNATURE® 200
CF-301	3"	10'-6"	8 1/8"	29	4.44#	✓	✓
CF-301A	6"	10'-6"	11 1/8"	29	6.07#	✓	✓

## 5V Crimp Rake Trim



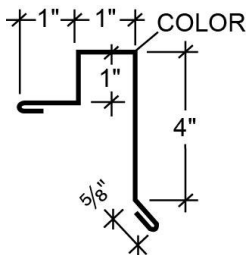
DESCRIPTION							PRICED PER EACH	
PART #	DIM "A"	ROOF SLOPE	LENGTH	GIRTH	GAUGE	WEIGHT EACH	GALVALUME PLUS®	SIGNATURE® 200
FL-1020	2 <sup>15</sup> / <sub>16</sub> "	3-4:12	10'-2"	8 <sup>7</sup> / <sub>16</sub> "	29	4.31#	✓	✓
FL-1020	2 <sup>15</sup> / <sub>16</sub> "	3-4:12	10'-2"	8 <sup>7</sup> / <sub>16</sub> "	26	5.57#	✓	✓
FL-1021	2 <sup>13</sup> / <sub>16</sub> "	5-6:12	10'-2"	8 <sup>5</sup> / <sub>16</sub> "	29	4.24#	✓	✓
FL-1021	2 <sup>13</sup> / <sub>16</sub> "	5-6:12	10'-2"	8 <sup>5</sup> / <sub>16</sub> "	26	5.49#	✓	✓
FL-1022	2 <sup>11</sup> / <sub>16</sub> "	7:12	10'-2"	8 <sup>3</sup> / <sub>16</sub> "	29	4.18#	✓	✓
FL-1022	2 <sup>11</sup> / <sub>16</sub> "	7:12	10'-2"	8 <sup>3</sup> / <sub>16</sub> "	26	5.40#	✓	✓
FL-1023	2 <sup>9</sup> / <sub>16</sub> "	8-9:12	10'-2"	8 <sup>1</sup> / <sub>16</sub> "	29	4.12#	✓	✓
FL-1023	2 <sup>9</sup> / <sub>16</sub> "	8-9:12	10'-2"	8 <sup>1</sup> / <sub>16</sub> "	26	5.32#	✓	✓
FL-1024	2 <sup>7</sup> / <sub>16</sub> "	10:12	10'-2"	7 <sup>15</sup> / <sub>16</sub> "	29	4.05#	✓	✓
FL-1024	2 <sup>7</sup> / <sub>16</sub> "	10:12	10'-2"	7 <sup>15</sup> / <sub>16</sub> "	26	5.24#	✓	✓

## Slimline® Rake Trim



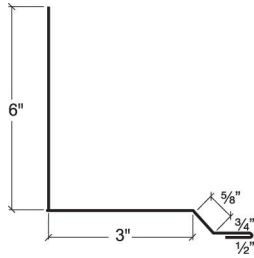
DESCRIPTION							PRICED PER EACH	
PART #	DIM "A"	ROOF SLOPE	LENGTH	GIRTH	GAUGE	WEIGHT EACH	GALVALUME PLUS®	SIGNATURE® 200
FL-1030	37/16"	3-4:12	10'-2"	8 <sup>13</sup> / <sub>16</sub> "	29	4.50#	✓	✓
FL-1030	37/16"	3-4:12	10'-2"	8 <sup>13</sup> / <sub>16</sub> "	26	5.82#	✓	✓
FL-1031	3 <sup>5</sup> / <sub>16</sub> "	5-6:12	10'-2"	8 <sup>11</sup> / <sub>16</sub> "	29	4.44#	✓	✓
FL-1031	3 <sup>5</sup> / <sub>16</sub> "	5-6:12	10'-2"	8 <sup>11</sup> / <sub>16</sub> "	26	5.73#	✓	✓
FL-1032	3 <sup>3</sup> / <sub>16</sub> "	7:12	10'-2"	8 <sup>9</sup> / <sub>16</sub> "	29	4.37#	✓	✓
FL-1032	3 <sup>3</sup> / <sub>16</sub> "	7:12	10'-2"	8 <sup>9</sup> / <sub>16</sub> "	26	5.65#	✓	✓
FL-1033	3 <sup>1</sup> / <sub>16</sub> "	8-9:12	10'-2"	8 <sup>7</sup> / <sub>16</sub> "	29	4.31#	✓	✓
FL-1033	3 <sup>1</sup> / <sub>16</sub> "	8-9:12	10'-2"	8 <sup>7</sup> / <sub>16</sub> "	26	5.57#	✓	✓
FL-1034	2 <sup>15</sup> / <sub>16</sub> "	10:12	10'-2"	8 <sup>5</sup> / <sub>16</sub> "	29	4.24#	✓	✓
FL-1034	2 <sup>15</sup> / <sub>16</sub> "	10:12	10'-2"	8 <sup>5</sup> / <sub>16</sub> "	26	5.49#	✓	✓

## Slimline® Rake Trim



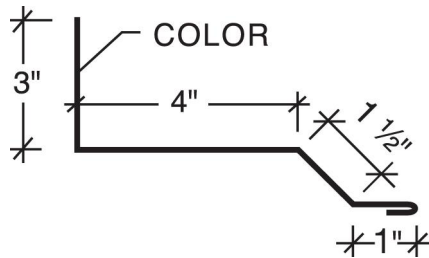
DESCRIPTION					PRICED PER EACH	
PART #	LENGTH	GIRTH	GAUGE	WEIGHT EACH	GALVALUME PLUS®	SIGNATURE® 200
AG-454	10'-6"	8 <sup>5</sup> / <sub>8</sub> "	29	4.31#	✓	✓
AG-456	20'-2"	8 <sup>5</sup> / <sub>8</sub> "	29	8.62"	✓	✓

## 5V Crimp Parapet Rake Trim



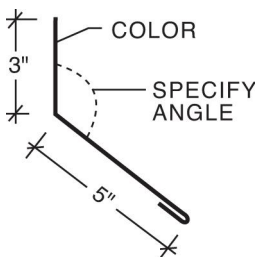
DESCRIPTION					PRICED PER EACH	
PART #	LENGTH	GIRTH	GAUGE	WEIGHT EACH	GALVALUME PLUS®	SIGNATURE® 200
FL-1060	10'-2"	10 <sup>7</sup> / <sub>8</sub> "	29	5.55#	✓	✓
FL-1060	10'-2"	10 <sup>7</sup> / <sub>8</sub> "	26	7.18#	✓	✓

## Rake Transition



DESCRIPTION					PRICED PER EACH	
PART #	LENGTH	GIRTH	GAUGE	WEIGHT EACH	GALVALUME PLUS®	SIGNATURE® 200
AG-261	10'-6"	10"	29	5.27#	✓	✓
AG-261	10'-2"	10"	26	6.45#	✓	✓
AG-262	20'-2"	10"	29	9.90#	✓	✓
AG-262	20'-2"	10"	26	12.90#	✓	✓

## High Side Transition

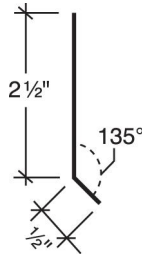


Note:

- Specify roof slope or angle indicated on drawing.

DESCRIPTION					PRICED PER EACH	
PART #	LENGTH	GIRTH	GAUGE	WEIGHT EACH	GALVALUME PLUS®	SIGNATURE® 200
AG-263	10'-6"	8 <sup>1</sup> / <sub>2</sub> "	29	4.21#	✓	✓
AG-263	10'-2"	8 <sup>1</sup> / <sub>2</sub> "	26	5.61#	✓	✓
AG-264	20'-2"	8 <sup>1</sup> / <sub>2</sub> "	29	8.42#	✓	✓
AG-264	20'-2"	8 <sup>1</sup> / <sub>2</sub> "	26	10.96#	✓	✓

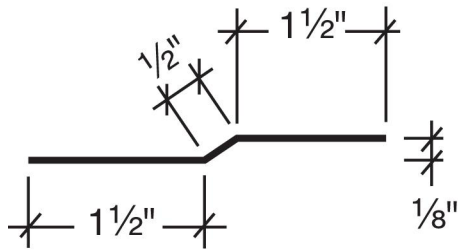
## Continuous Cleat



Note:  
• 24 gauge material - Assorted colors only.

DESCRIPTION					PRICED PER EACH	
PART #	LENGTH	GIRTH	GAUGE	WEIGHT EACH	ASSORTED COLORS	
FL-338	10'-2"	3"	24	2.45#	✓	

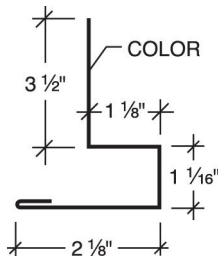
## Offset Cleat



Note:  
• 24 gauge material - Assorted colors only.

DESCRIPTION					PRICED PER EACH	
PART #	LENGTH	GIRTH	GAUGE	WEIGHT EACH	ASSORTED COLORS	
FL-337	10'-2"	3 1/2"	24	2.45#	✓	

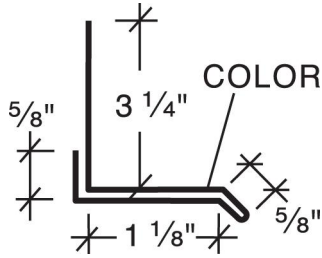
## Fascia/Soffit Trim



DESCRIPTION					PRICED PER EACH		
PART #	LENGTH	GIRTH	GAUGE	WEIGHT EACH	GALVALUME PLUS®	SIGNATURE® 200	
AG-458	10'-6"	8 <sup>5</sup> / <sub>16</sub> "	29	4.15#	✓	✓	
AG-458	10'-2"	8 <sup>5</sup> / <sub>16</sub> "	26	5.37#	✓	✓	
AG-460	20'-2"	8 <sup>5</sup> / <sub>16</sub> "	29	8.30#	✓	✓	
AG-460	20'-2"	8 <sup>5</sup> / <sub>16</sub> "	26	10.74#	✓	✓	

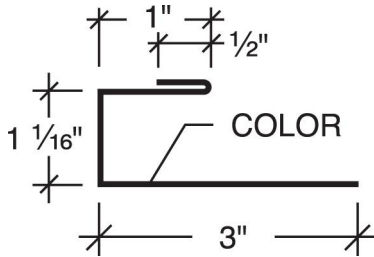


## Fascia Trim



DESCRIPTION					PRICED PER EACH	
PART #	LENGTH	GIRTH	GAUGE	WEIGHT EACH	GALVALUME PLUS®	SIGNATURE® 200
AG-462	10'-6"	7 <sup>3</sup> / <sub>8</sub> "	29	3.61#	✓	✓
AG-462	10'-2"	7 <sup>3</sup> / <sub>8</sub> "	26	4.69#	✓	✓
AG-464	20'-2"	7 <sup>3</sup> / <sub>8</sub> "	29	7.22#	✓	✓
AG-464	20'-2"	7 <sup>3</sup> / <sub>8</sub> "	26	9.38#	✓	✓

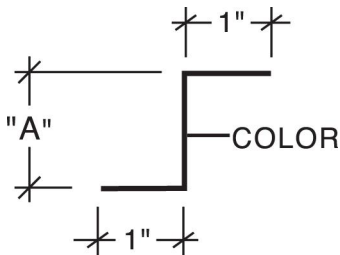
## Panel Cap



Note:  
• Use with Slimline® panels only.

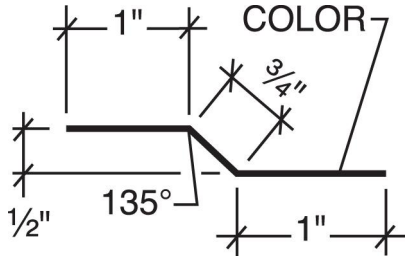
DESCRIPTION					PRICED PER EACH	
PART #	LENGTH	GIRTH	GAUGE	WEIGHT EACH	GALVALUME PLUS®	SIGNATURE® 200
AG-450	10'-6"	5 <sup>9</sup> / <sub>16</sub> "	29	2.90#	✓	✓
AG-452	20'-2"	5 <sup>9</sup> / <sub>16</sub> "	29	5.80#	✓	✓

## Slimline® Z Closure



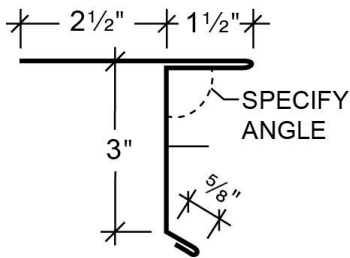
DESCRIPTION						PRICED PER EACH	
PART #	DIM "A"	LENGTH	GIRTH	GAUGE	WEIGHT EACH	GALVALUME PLUS®	SIGNATURE® 200
AG-470	1"	10'-6"	3"	29	1.65#	✓	✓

## 5V Crimp Z Closure



DESCRIPTION					PRICED PER EACH	
PART #	LENGTH	GIRTH	GAUGE	WEIGHT EACH	GALVALUME PLUS®	SIGNATURE® 200
AG-274	10'-2"	2¾"	26	1.78#	✓	✓

## Eave Trim with Drip Edge

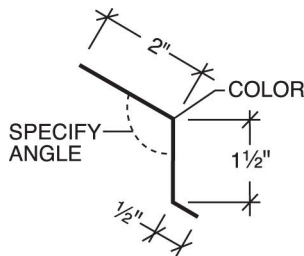


Note:

- Specify roof slope or angle indicated on drawing.

DESCRIPTION					PRICED PER EACH	
PART #	LENGTH	GIRTH	GAUGE	WEIGHT EACH	GALVALUME PLUS®	SIGNATURE® 200
AG-279	10'-6"	9⅝"	29	4.77#	✓	✓
AG-279	10'-2"	9⅝"	26	6.18#	✓	✓

## Metal Drip Edge



Note:

- Specify roof slope or angle indicated on drawing.

DESCRIPTION					PRICED PER EACH	
PART #	LENGTH	GIRTH	GAUGE	WEIGHT EACH	GALVALUME PLUS®	SIGNATURE® 200
AG-283	10'-6"	4"	29	2.02#	✓	✓
AG-283	10'-2"	4"	26	2.64#	✓	✓

### Trim Pricing:

1. All trim is 29 and 26 gauge unless noted. Please note that 29 gauge colors and 26 gauge colors are not the same. See MBCI Color Chart documents for available colors.
2. When ordering standard trim in custom lengths, use price per linear foot for standard trim plus a 10% surcharge.
3. Prices **do not** include standard packaging.
4. Strippable film available for trim upon request. Add \$0.10 per square foot.

### Packaging Cost:

1. Trim with girth greater than 15" .....20 pieces/carton
2. Trim with girth less than 15" .....50 pieces/carton
3. Downspouts .....12/carton
4. Standard Packaging: Cardboard with metal bands .....\$3.44/linear foot
5. LTL Packaging: Cardboard with wood blocks and metal bands .....\$4.63/linear foot
6. Plywood crating .....\$17.05/linear foot
7. Paper wrap only (For customer pick-up only) .....\$12.00
8. Minimum packaging charge .....\$30.00
9. Minimum crating charge .....\$75.00
10. Special Packaging .....Please Inquire

### Delivery:

1. 29 gauge and 26 gauge stocked colors (see MBCI Color Chart) .....Approximately 10 Working Days
2. Other gauges, colors and metals .....Please Inquire

### Price your own special trim:

1. Calculate the number of square feet of material (girth x length).
2. Multiply number of square feet by the appropriate square foot price (see chart below).
3. Add \$1.60 for each break and \$3.20 for each hem.
4. Add appropriate packaging costs.
5. Specify the side with the color or finished coat.
6. Send sketch of the special flashing to with order.
7. If more than one special trim is required, number them SF1, SF2, SF3, etc.

DESCRIPTION	PRICED PER SQUARE FOOT	
	GALVALUME PLUS®	SIGNATURE® 200
GAUGE		
29	✓	✓
26	✓	✓



[mbc.com](http://mbc.com)

## Contact Us:

---

Houston, TX: 281.407.6915  
Adel, GA: 888.514.6062  
Atlanta, GA: 678.337.1619  
Atwater, CA: 209.445.3891

Indianapolis, IN: 317.364.4329  
Lubbock, TN: 806.224.2724  
Oklahoma City, OK: 405.492.6968  
Phoenix, AZ: 480.630.3022

Rome, NY: 315.371.4330  
Salt Lake City, UT: 385.715.2952  
San Antonio, TX: 210.888.9768